

§1541.1 Appendix E Alternatives to Timber Shoring

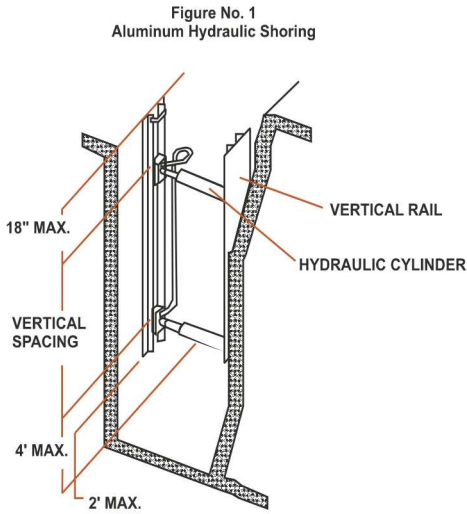


Figure No. 2
Pneumatic / Hydraulic Shoring

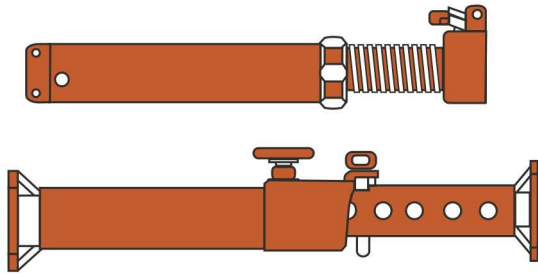


Figure No. 3
Trench Jacks (Screw Jacks)

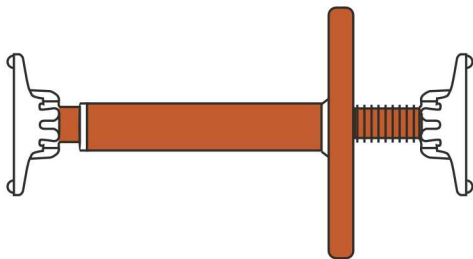
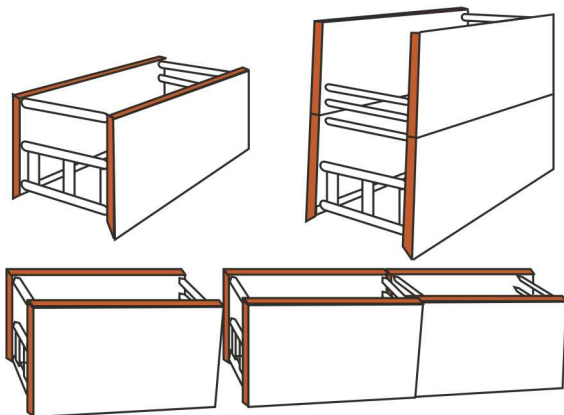


Figure No. 4
Trench Shields



§1541.1 Appendix F Selection of Protective Systems

The following figures are a graphic summary of the requirements contained in Article 6 for excavations 20 feet or less in depth. Protective systems for use in excavations more than 20 feet in depth must be designed by a registered professional engineer in accordance with 1541.1(b) and (c).

